



No. PDMA (SINDH)/(SITREP)/2022/1361

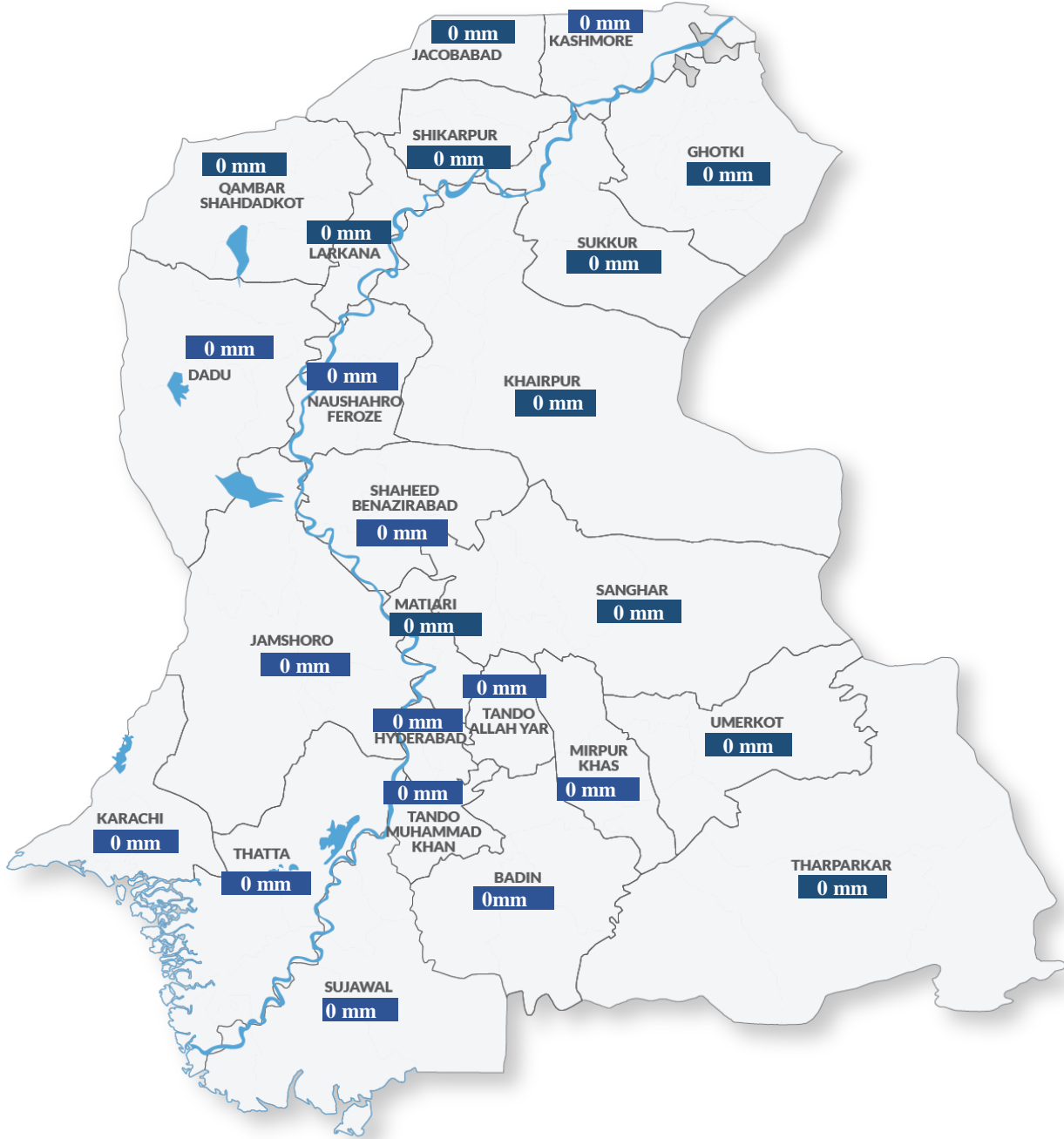
October 08, 2022

Period Covered: 22:00 hrs. 20-06-2022 to 07-10-2022 22:00 hrs.

## DAILY SITUATION REPORT

### Weather Situation Overview

Rainfall in Average (last 24 hrs.)



Source: CM Portal

### Weather Forecast

- Nothing to Report (NTR)

Emergency No:  
**1736**



Plot No. 26-C, Main Khayaban-e-Jami,  
DHA Phase-VII, Karachi.



021-99332742  
021-35381810



021-99332007

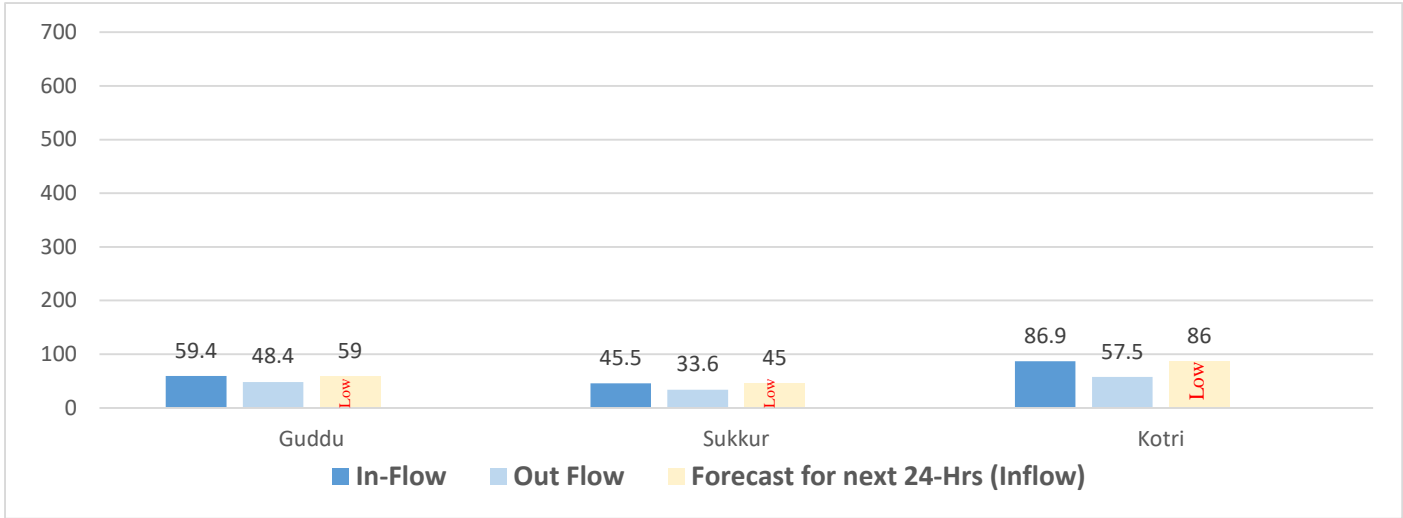


0335-5557362



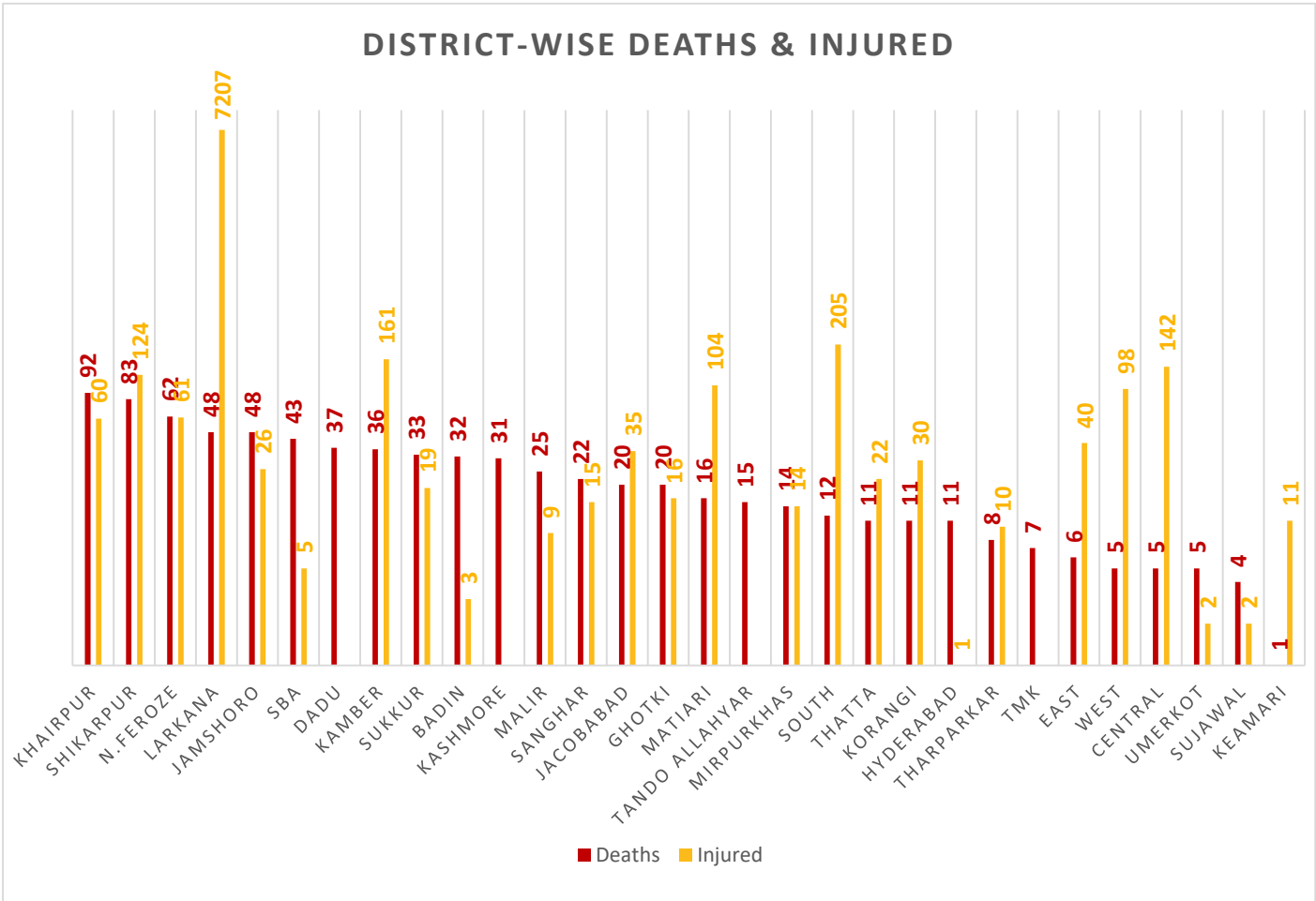
www.pdma.gos.pk

## River Indus Discharge (in Thousands of Cusecs)



**Source:** Pakistan Meteorological Department - Flood Forecasting Division (FFD) – Bulletin No. B-115/22 Dated: 07<sup>th</sup> October, 2022 10:25 AM (PST)

## Summary of Losses

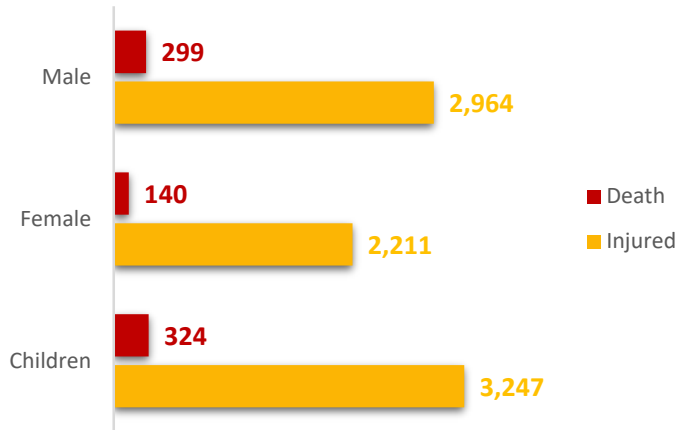


**Death Data Source:** Concerned Deputy Commissioners.

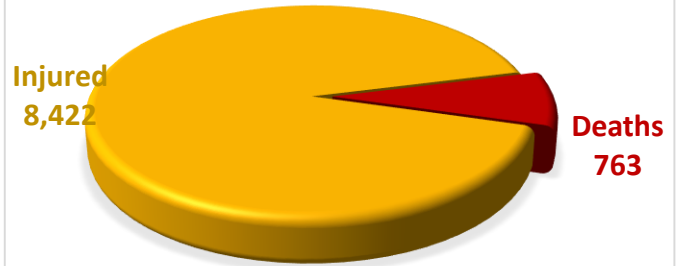
**Injury Data Source:** Directorate General Health Services, Hyderabad.



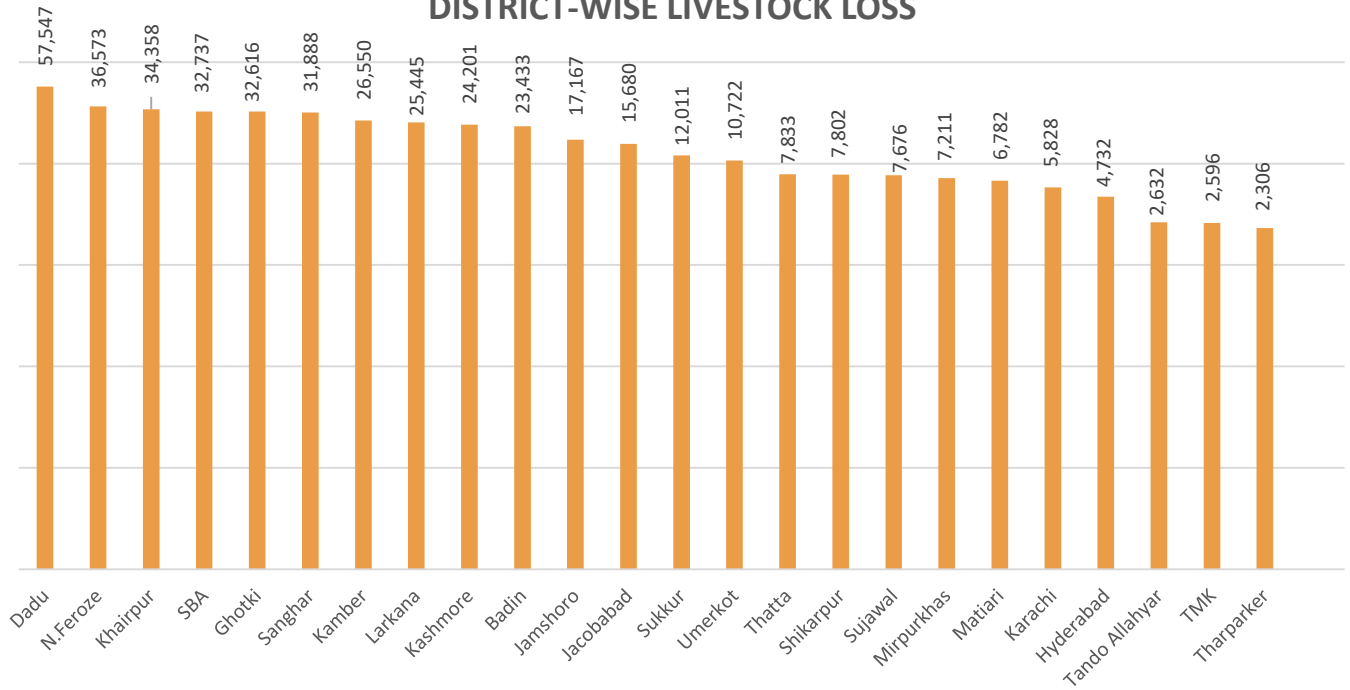
### GENDER-WISE DISTRIBUTION



### SUMMARY



### DISTRICT-WISE LIVESTOCK LOSS

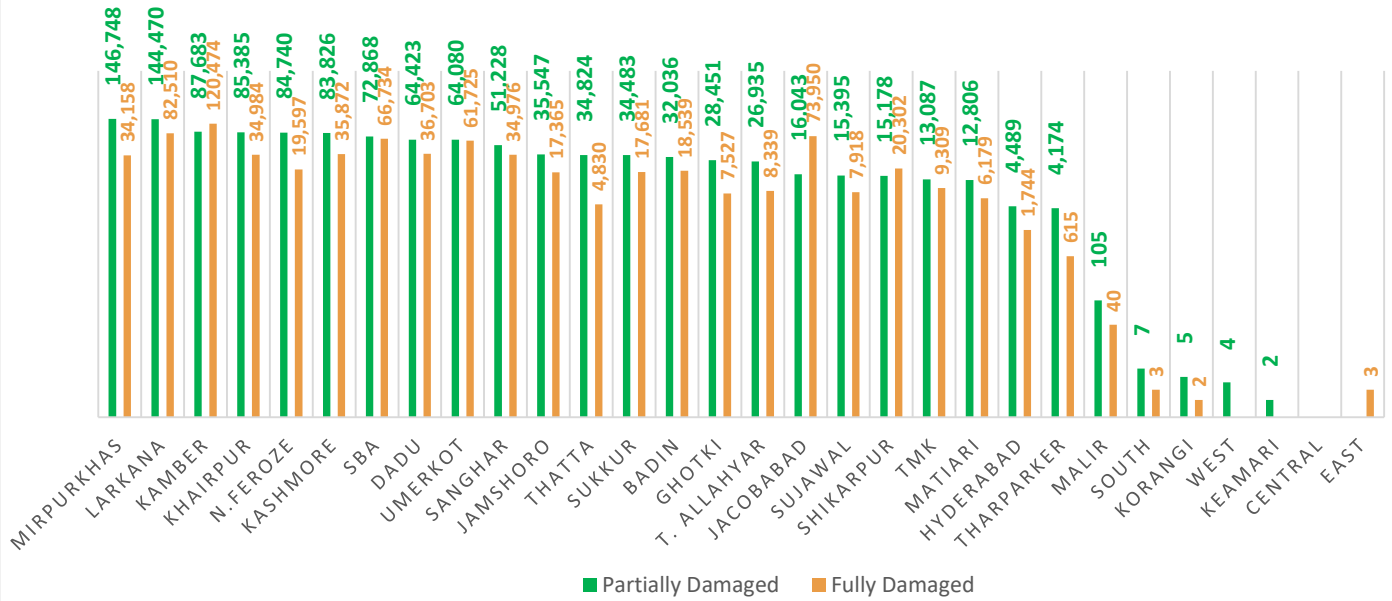


**Total Livestock Perished: 436,326**

*Livestock Data Source: DG Livestock Sindh.*

## Summary of Infrastructure & Private Property Damage

### DISTRICT-WISE HOUSE DAMAGES



**Partially Damaged – 1,159,022**

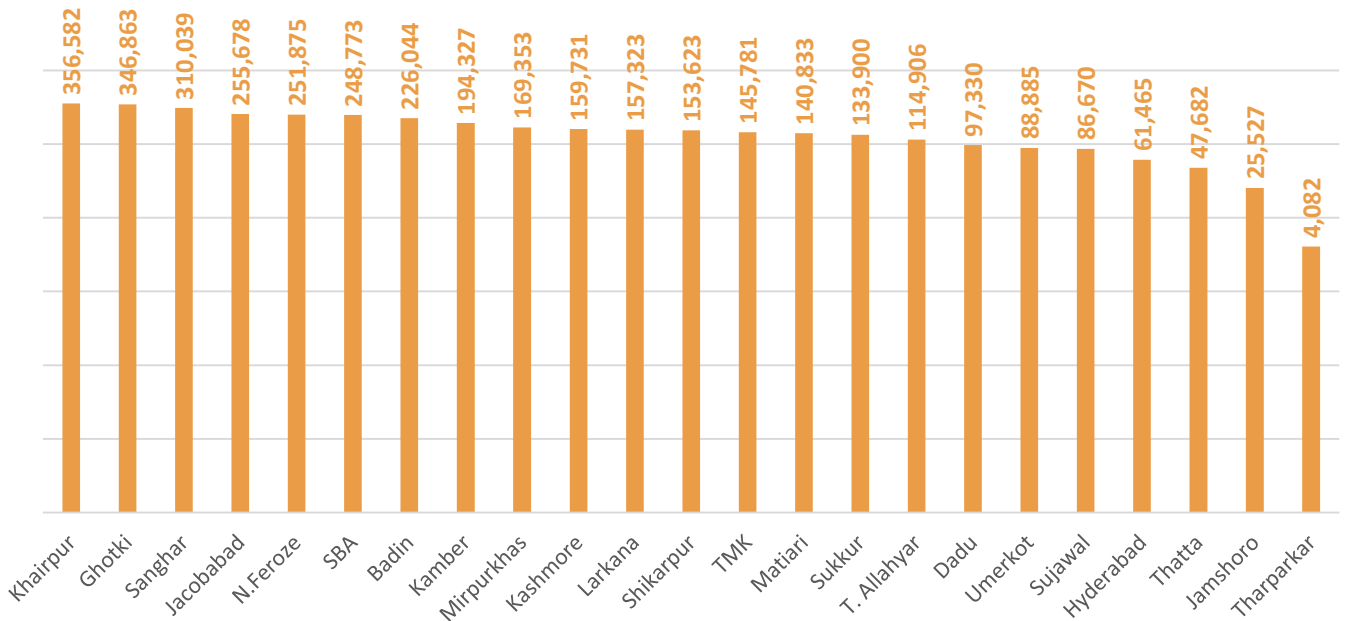
**Fully Damaged – 722,079**

**Grand Total – 1,881,101**

**Source:** Concerned Deputy Commissioners.

**Note:** - In compliance of directives by Chair, NFRCC during online meeting held on **06-10-2022**, the Taluka-wise House damaged data /reports were called from all **30** districts; and the figures were reconciled accordingly on the basis of reports received from concerned DCs.

### CROP AREA AFFECTED (IN ACRES)



**Total Crop Area Damaged: 3,777,272**

**Source:** Relief Department Sindh



**PROVINCIAL DISASTER MANAGEMENT AUTHORITY  
REHABILITATION DEPARTMENT  
GOVERNMENT OF SINDH**



Division	District	No. of UC's Affected	No. of Roads	Road (km)	Bridge	Culverts	Causeway	Shop	Hotel	Masjid
Karachi	East	-	1	8	2	-	750	-	-	-
	West	-						-	-	-
	South	18						1	-	-
	Central	-						3	-	-
	Malir	14						7	-	-
	Korangi	2						-	-	-
	Keamari	32						-	-	-
<b>Sub Total</b>		<b>66</b>	<b>1</b>	<b>8</b>	<b>2</b>	<b>-</b>	<b>750</b>	<b>11</b>	<b>-</b>	<b>-</b>
Hyderabad	Hyderabad	160	13	76	2	-	-	-	-	-
	Jamshoro	30	42	516	15	9	1,375	-	-	-
	Dadu	66	65	569	6	99	-	-	-	-
	Matiari	30	7	83	-	-	-	-	-	-
	Tando Allahyar	28	37	344	6	92	-	-	-	-
	TMK	28	7	118	0	6	-	-	-	-
	Thatta	40	39	291	23	233	-	-	-	-
	Sujawal	37	30	426	57	272	-	-	-	-
	Badin	68	53	799	13	82	0	5	2	3
<b>Sub Total</b>		<b>487</b>	<b>293</b>	<b>3,221</b>	<b>122</b>	<b>793</b>	<b>1,375</b>	<b>5</b>	<b>2</b>	<b>3</b>
Sukkur	Sukkur	67	20	181	1	25	-	11	-	-
	Khairpur	88	110	622	2	83	-	13	-	3
	Ghotki	66	24	252	-	-	-	-	-	-
<b>Sub Total</b>		<b>221</b>	<b>154</b>	<b>1,055</b>	<b>3</b>	<b>108</b>	<b>-</b>	<b>24</b>	<b>-</b>	<b>3</b>
SBA	SBA	59	58	942	15	45	-	-	-	-
	N.Feroze	68	60	727	2	124	-	-	-	-
	Sanghar	73	52	296	10	119	-	-	-	-
<b>Sub Total</b>		<b>200</b>	<b>170</b>	<b>1,965</b>	<b>27</b>	<b>288</b>	<b>-</b>	<b>-</b>	<b>-</b>	<b>-</b>
Larkana	Larkana	68	24	192	1	54	-	-	-	-
	Kamber-Shahdadkot	52	51	173	3	158	-	-	-	-
	Shikarpur	55	23	258	-	38	-	-	-	-
	Jacobabad*	44	66	166	-	65	-	-	-	-
	Kashmore	41	24	289	1	14	-	-	-	-
<b>Sub Total</b>		<b>260</b>	<b>188</b>	<b>1,078</b>	<b>5</b>	<b>329</b>	<b>-</b>	<b>-</b>	<b>-</b>	<b>-</b>

**Emergency No:**  
**1736**



Plot No. 26-C, Main Khayaban-e-Jami,  
DHA Phase-VII, Karachi.



021-99332742  
021-35381810



021-99332007



0335-5557362



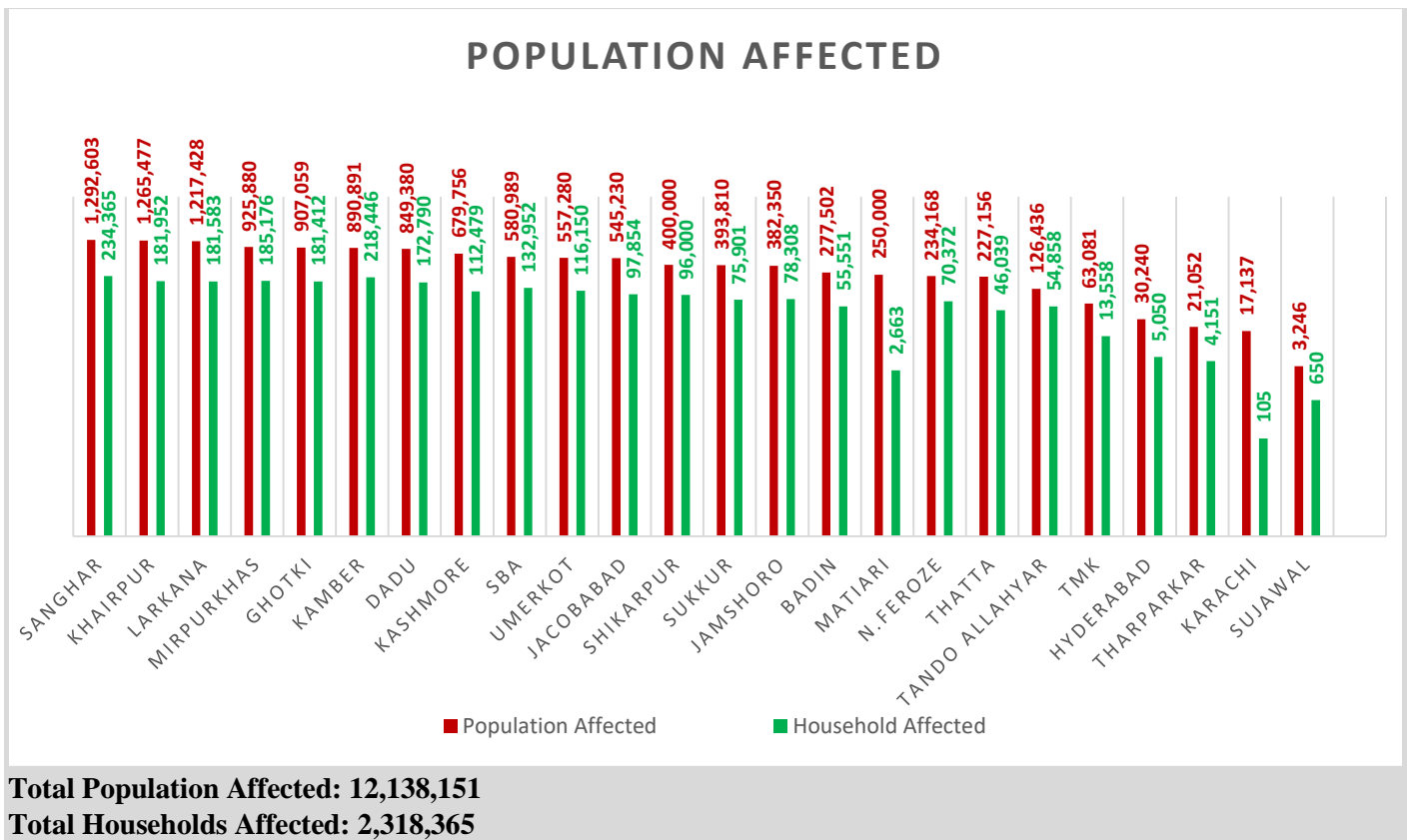
[www.pdma.gos.pk](http://www.pdma.gos.pk)

Division	District	No. of UC's Affected	No. of Roads	Road (km)	Bridge	Culverts	Causeway	Shop	Hotel	Masjid
Mirpurkhas	Mirpurkhas	50	15	207	6	82	-	-	-	-
	Umerkot	42	21	332	-	69	-	-	-	-
	Tharparker	3	18	597	-	80	-	-	-	-
<b>Sub Total</b>		<b>95</b>	<b>54</b>	<b>1,136</b>	<b>6</b>	<b>231</b>	<b>-</b>	<b>-</b>	<b>-</b>	<b>-</b>
<b>Grand Total</b>		<b>1,329</b>	<b>860</b>	<b>8,463</b>	<b>165</b>	<b>1,749</b>	<b>2,125</b>	<b>40</b>	<b>2</b>	<b>6</b>

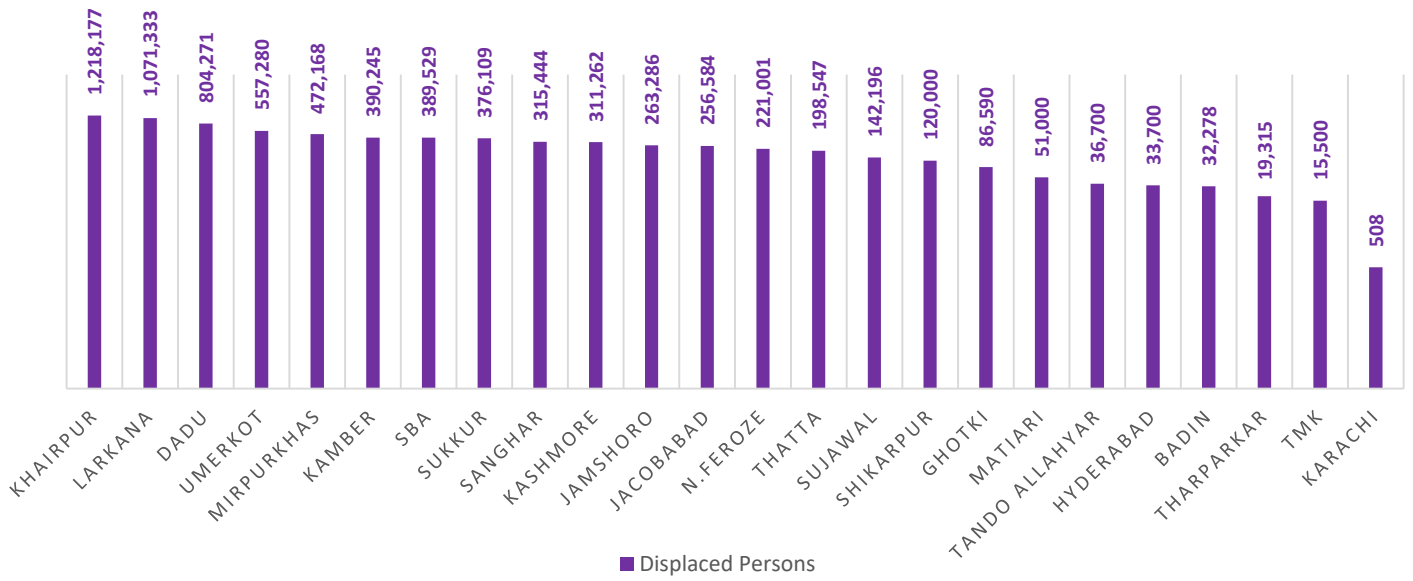
**Source of UCs Affected:** Relief Department Sindh

**Source of Infrastructure Damage:** Works & Services Department Sindh

**Note:** - Works & Services Department has reported that 2,548 Government buildings have been damaged  
- The data of damaged roads of district Jacobabad, is duly reconciled with the data reported by the concerned district.



## POPULATION DISPLACED



**Total Number of Person Displaced: 7,383,023**

*Source: Concerned Deputy Commissioners.*

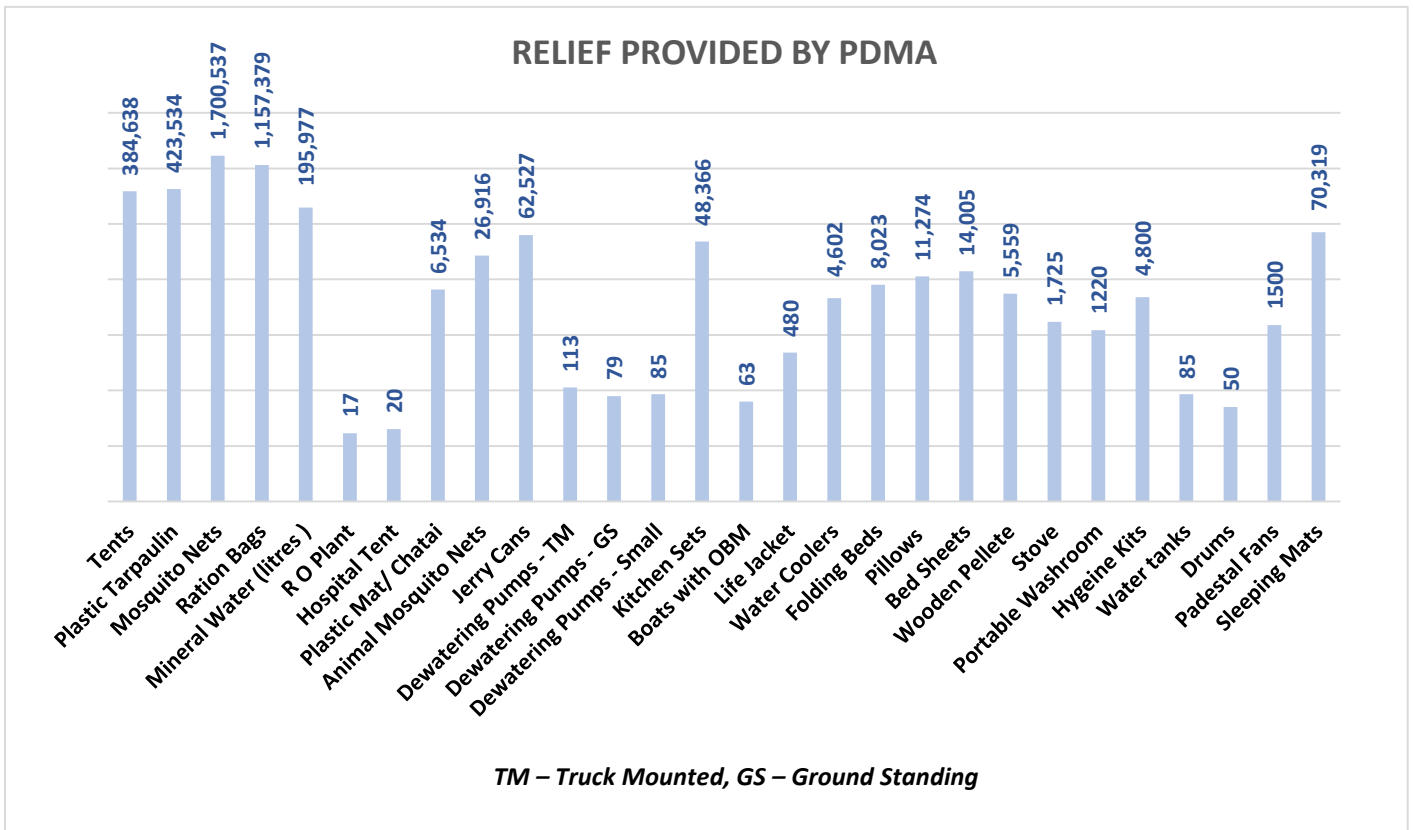
## Relief Camps Established by DDMAs / Deputy Commissioners

Division	District	Relief Camps Established	Persons in Relief Camps (Last 24hrs)			
			M	F	C	T
Karachi	East	15	-	-	-	6,341
	West	7	-	-	-	3,705
	Korangi	2	-	-	-	505
	Malir	8	-	-	-	4,794
	Central	2	-	-	-	0
	Keamari	1	-	-	-	104
<b>Sub Total</b>		<b>35</b>	<b>-</b>	<b>-</b>	<b>-</b>	<b>15,449</b>
Hyderabad	Hyderabad	29	-	-	-	6,530
	Jamshoro	80	5,836	5,500	10,416	21,752
	Dadu	154	8,250	10,500	14,947	33,697
	Matari	9	-	-	-	3,312
	Tando Allahyar	9	798	845	786	2,429
	Tando M. Khan	-	1,250	1,450	976	3,676
	Thatta	27	-	-	-	745
	Sujawal	14	-	-	-	-
	Badin*	6	280	320	627	1,227
<b>Sub Total</b>		<b>328</b>	<b>16,414</b>	<b>18,615</b>	<b>27,752</b>	<b>73,368</b>
Sukkur	Sukkur	9	224	295	554	1,073
	Khairpur	183	-	-	-	47,300
	Ghotki	-	-	-	-	-
<b>Sub Total</b>		<b>192</b>	<b>224</b>	<b>295</b>	<b>554</b>	<b>48,373</b>

Division	District	Relief Camps Established	Persons in Relief Camps (Last 24hrs)			
			M	F	C	T
SBA	SBA	3	16	16	35	67
	N.Feroze	242	8,521	8,675	14,525	31,721
	Sanghar	151	4,417	7,730	9,940	22,087
<b>Sub Total</b>		<b>396</b>	<b>12,954</b>	<b>16,421</b>	<b>24,500</b>	<b>53,875</b>
Larkana	Larkana	1,350	15,714	21,650	26,972	64,336
	Kamber-Shahdadkot	140	19,346	20,165	13,209	52,720
	Shikarpur*	14	-	-	-	2,296
	Jacobabad	94	2,271	2,776	10,097	15,144
	Kashmore	27	237	190	437	864
<b>Sub Total</b>		<b>1,625</b>	<b>37,568</b>	<b>44,781</b>	<b>50,715</b>	<b>135,360</b>
Mirpurkhas	Mirpurkhas	35	4,159	1,849	1,510	7,518
	Umerkot	5	3,290	3,490	5,605	12,385
<b>Sub Total</b>		<b>40</b>	<b>7,449</b>	<b>5,339</b>	<b>7,115</b>	<b>19,903</b>
<b>Grand Total</b>		<b>2,616</b>	<b>74,609</b>	<b>85,451</b>	<b>110,636</b>	<b>346,328</b>

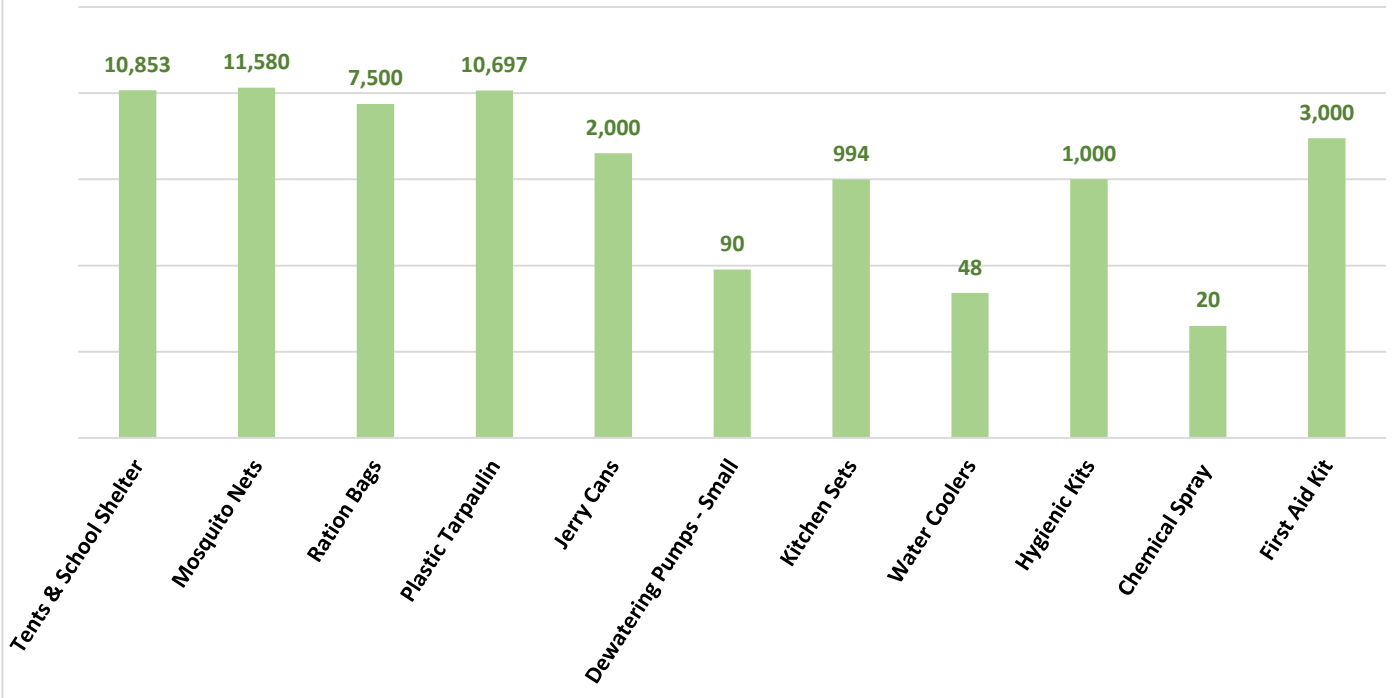
**Source:** Concerned Deputy Commissioners of Sindh.

**Note:** - Deputy Commissioner Shikarpur has decreased the number of Relief Camps Established from 19 to 14.

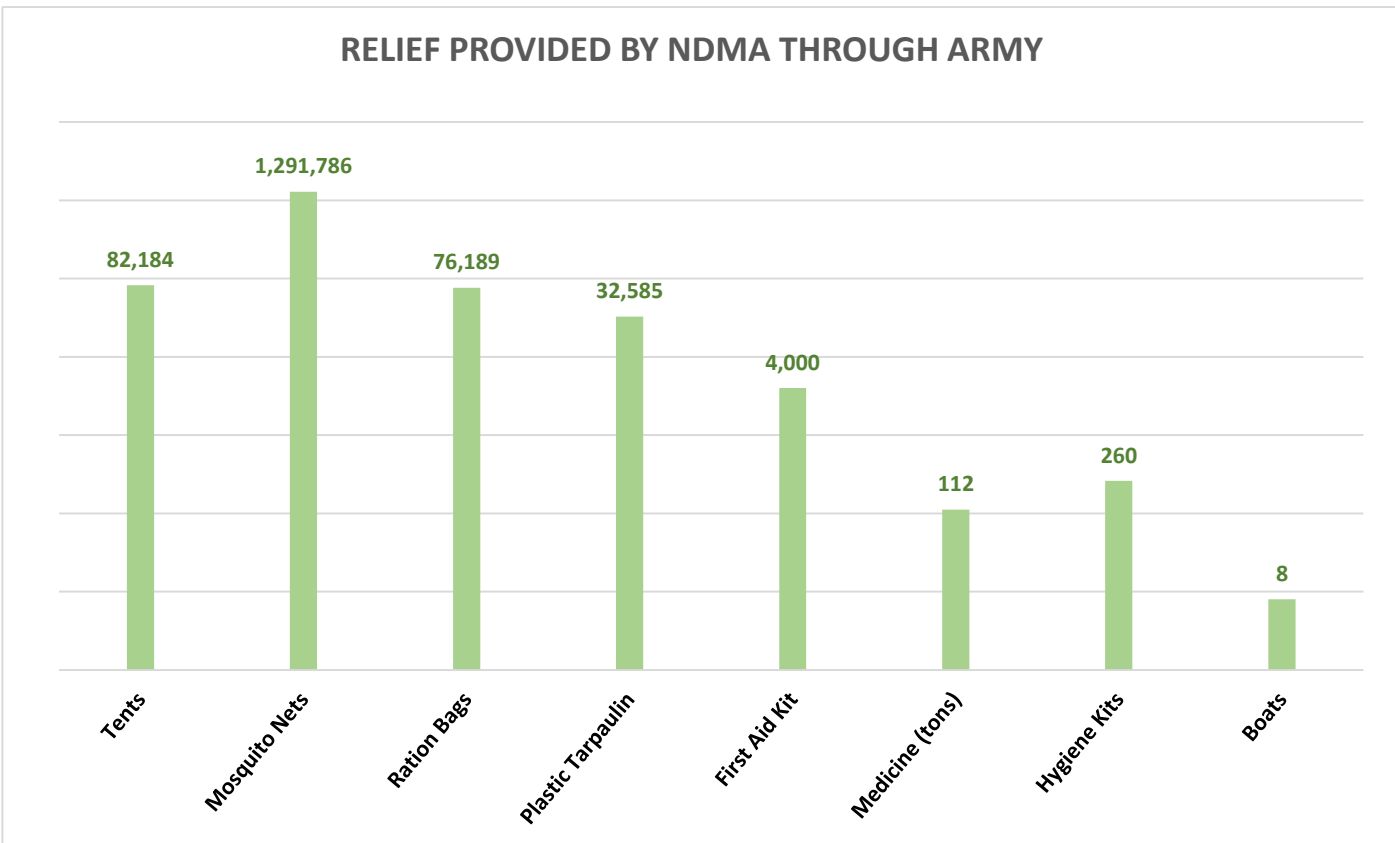




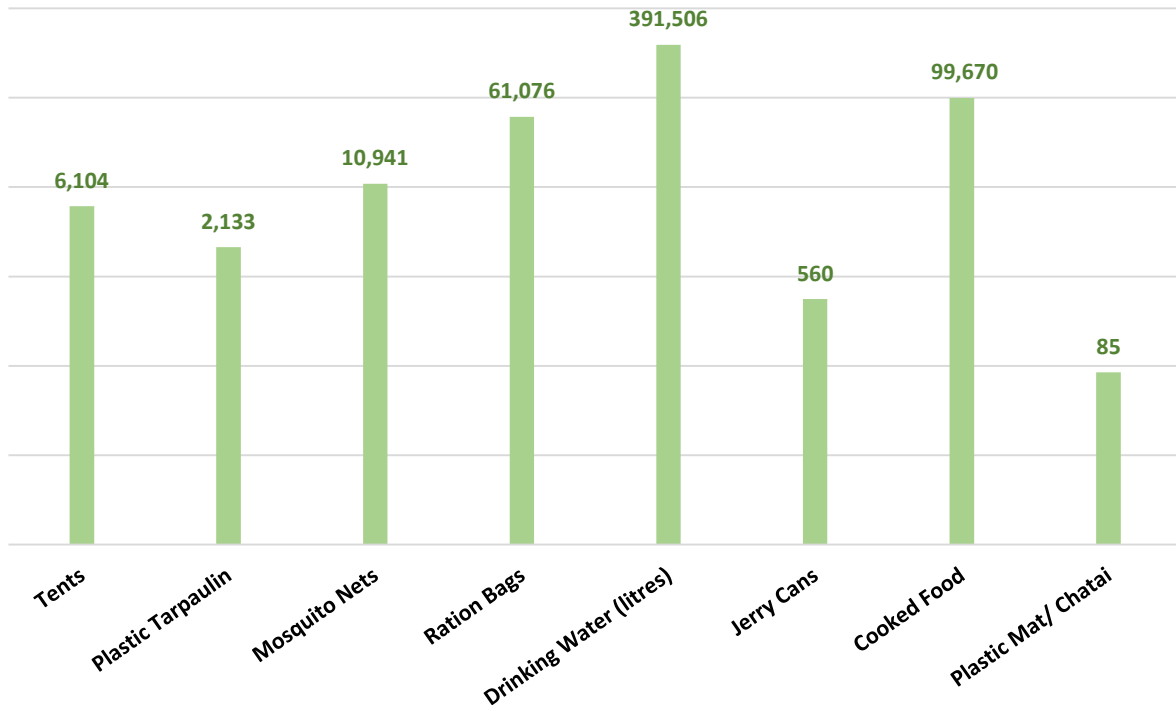
### RELIEF PROVIDED BY NDMA THROUGH PDMA



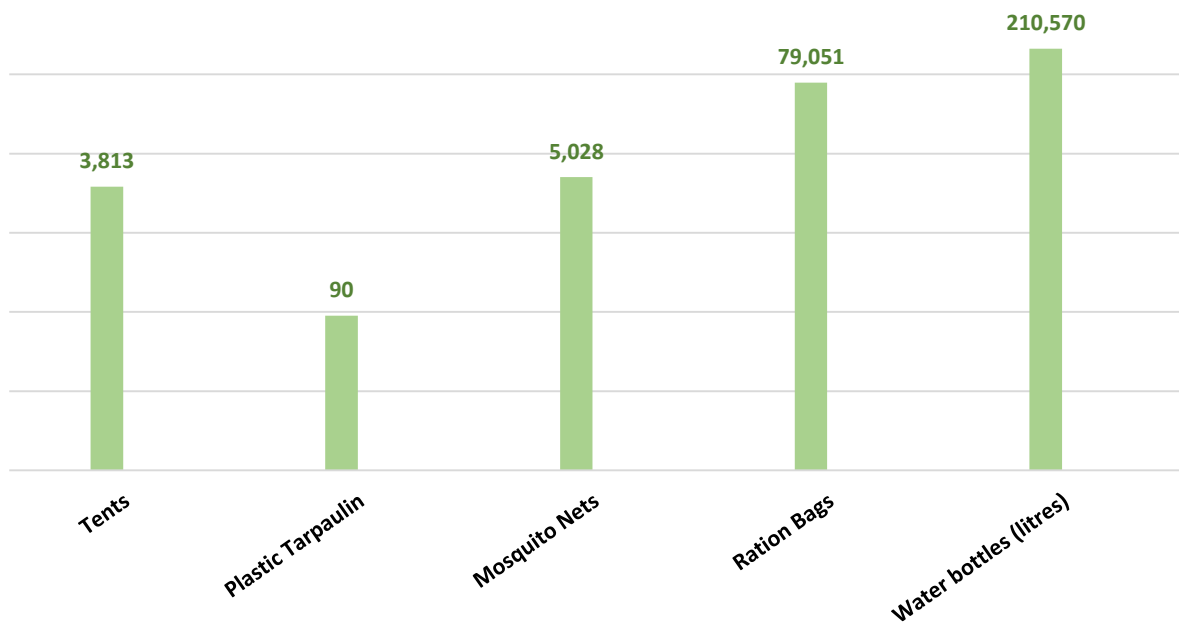
### RELIEF PROVIDED BY NDMA THROUGH ARMY



### RELIEF PROVIDED BY PAK NAVY



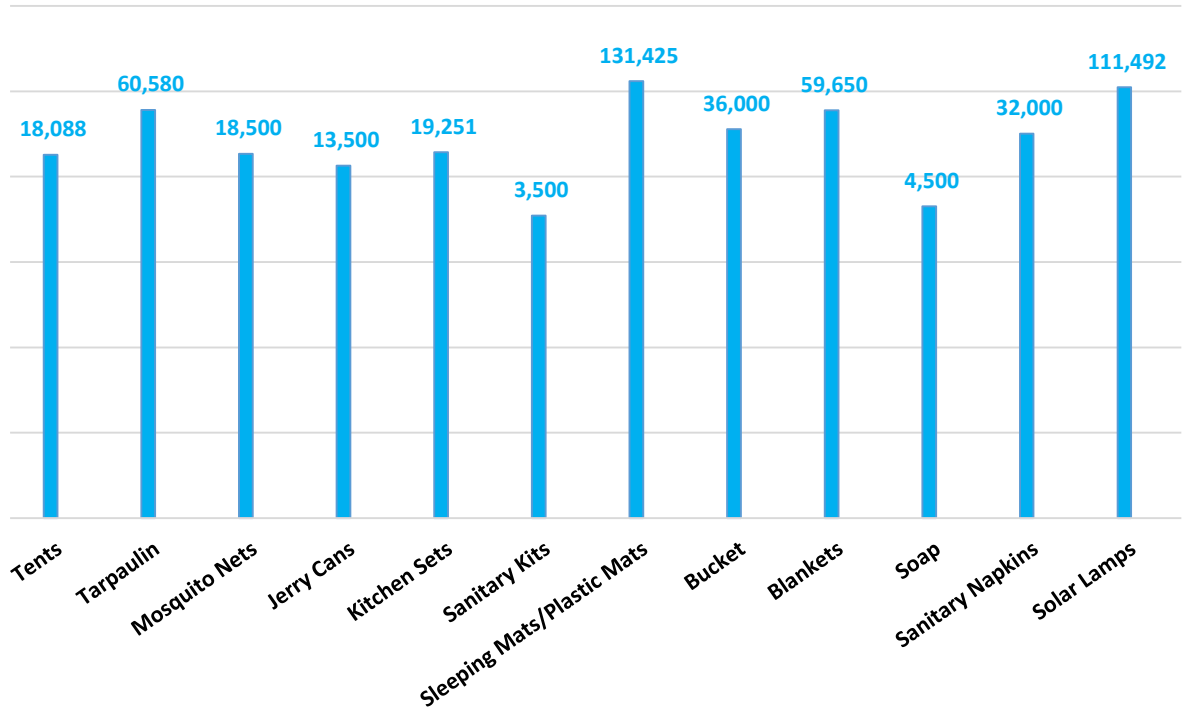
### RELIEF PROVIDED BY PAK AIRFORCE



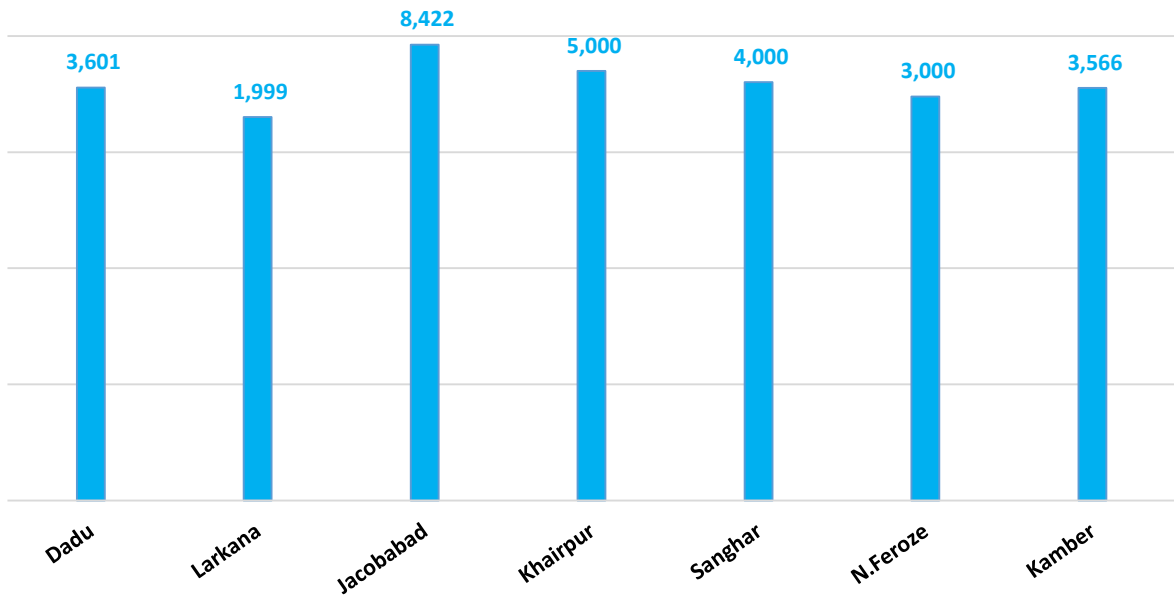
**Others:**

Organization	Relief
FGRF(INGO)	Cooked Food (Daigs) : 1058

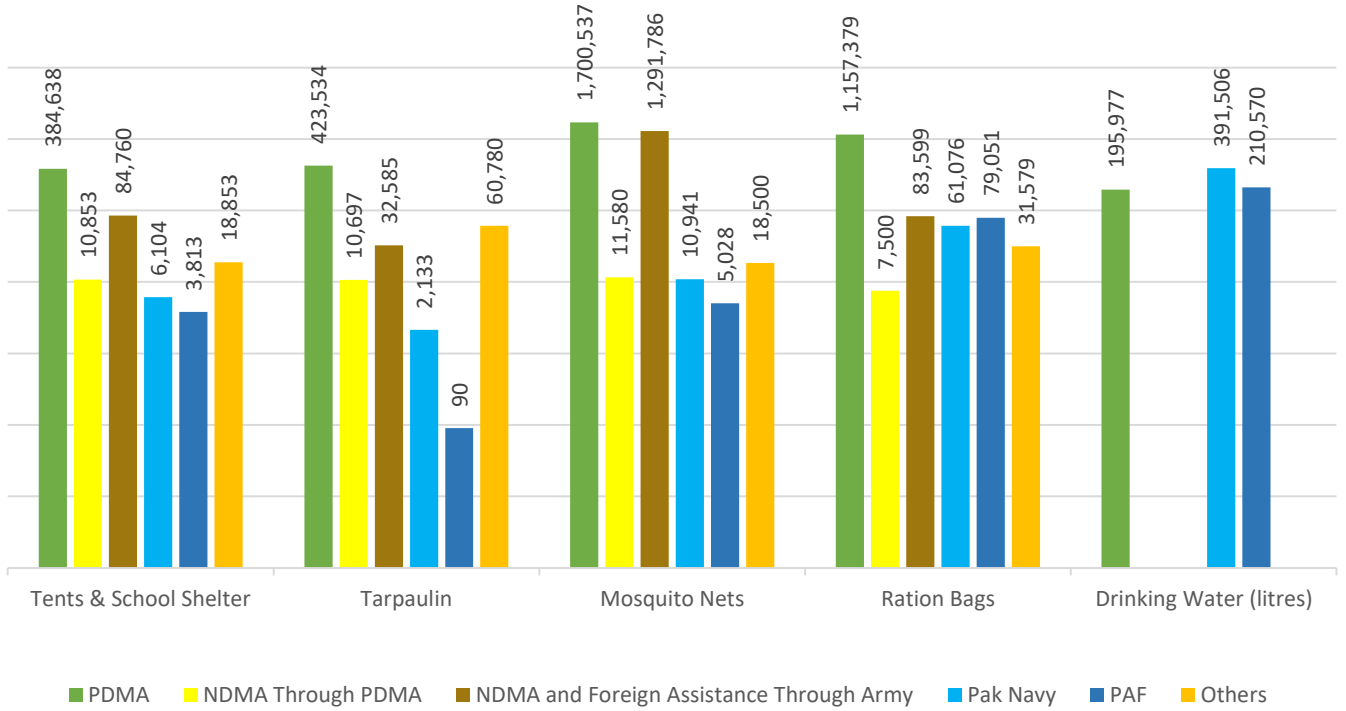
### RELIEF PROVIDED BY UNHCR



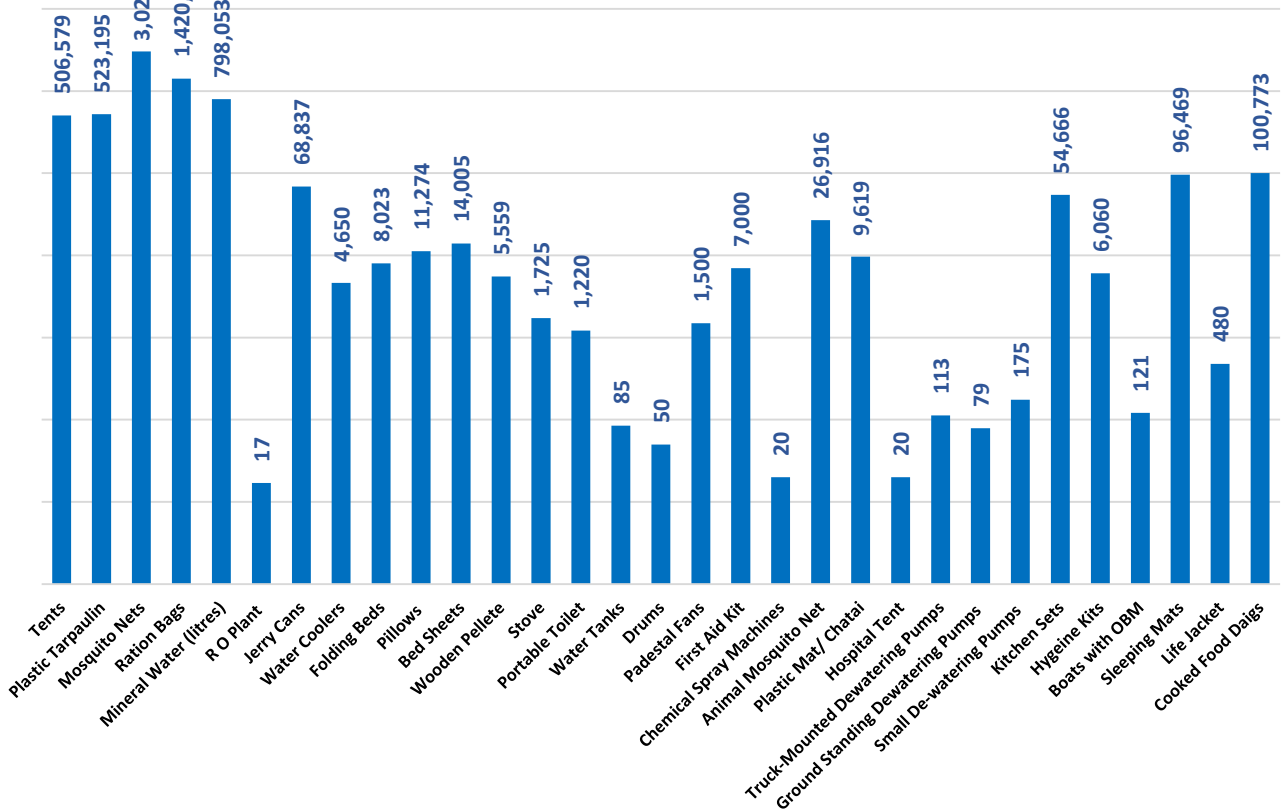
### RATION BAGS PROVIDED BY UN-WFP



### Combined Relief Provided



### TOTAL NUMBER OF RELIEF ITEMS



**TM – Truck Mounted, GS – Ground Standing, SM - Small**



**Last 24 Hours (Already Included in Total):**

Districts	Tents	Ration Bags	Mosquito Nets
Malir	400	-	-
Dadu	3,000	1,042	3,000
Kamber	2,810	4,742	3,000
Khairpur	-	500	3,000
Larkana	3,000	2,000	3,000
N. Feroze	1,600	1,250	2,600
Badin	-	2,650	-
Hyderabad	-	3,000	-
Matiari	-	2,570	-
Sujawal	-	1,500	-
Thatta	-	500	-
Jacobabad	-	2,625	-
Shikarpur	-	1,000	-
Sukkur	-	4,500	-
Sanghar	-	1,250	-
SBA	-	2,500	-
Mirpurkhas	-	1,000	-
Umerkot	-	1,000	-
<b>Total</b>	<b>10,810</b>	<b>33,629</b>	<b>14,600</b>

Sd/-  
(KAZIM RAZA TALPUR)  
INCHARGE PEOC  
PDMA SINDH

